



FRANK  
LLOYD  
WRIGHT  
TRUST

# ROBIE HOUSE VIRTUAL TOUR


## Interactive Glossary

Here are some words and ideas you'll learn about in the Robie House Virtual Tour. These words will help you understand how Frank Lloyd Wright planned his buildings. Look for the **red** words in the virtual tour and then respond below to show what these words mean.

**Art Glass:** Frank Lloyd Wright often used decorative windows in his architecture. He used mostly clear glass and geometric shapes to create glass screens between inside and outside environments.

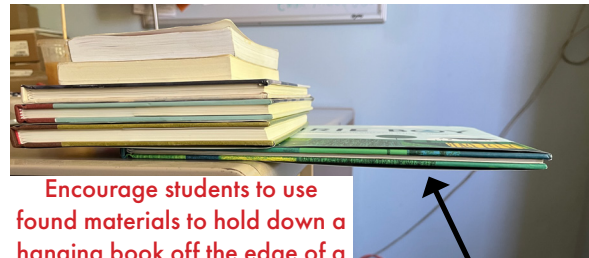
Sketch the other half of the art glass window below.

Encourage students to make a brief sketch of the other half of the art glass window using reflection (mirror) symmetry.



**Cantilever:** A beam supported only at one end, with load carried over the overhang.

Create a cantilever, like that seen in Robie House, using school books and materials. Use the example image below to guide you.




Encourage students to use found materials to hold down a hanging book off the edge of a desk or table, so that it is only supported on one end.

Cantilever

**Mortar:** A workable paste which hardens to bind building blocks such as stones and bricks.

Color in the mortar in the image below.



Ensure that students color in both the horizontal and vertical mortar. Remind students that Wright colored the vertical mortar red to blend in with the bricks and emphasize the horizontal stripes.

**Eaves:** A part of a roof that hangs over the wall of a building; an overhang. Eaves in Robie House are created using cantilevers.

Circle an eave in the image below.

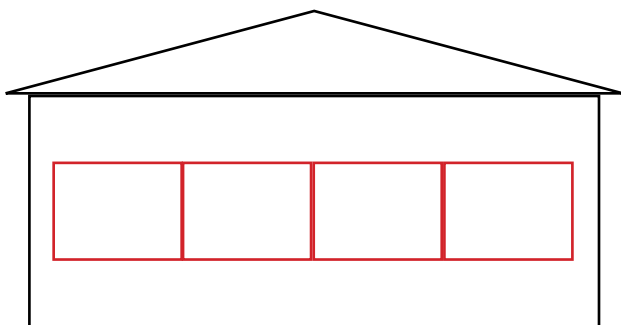


**Prairie style:** This is a style of architecture invented by Frank Lloyd Wright. Prairie Style buildings usually are two-story structures that have horizontal lines, connections to nature, ribbon windows, gently sloping roofs, heavy-set chimneys, and overhanging roofs.



**Ribbon Window:** A series of windows set side by side to form a continuous band horizontally across a façade or side of a building.

Sketch ribbon windows on the house below.



Student's papers should show one or more long horizontal row of windows.

**Terrace:** A paved area or platform next to a building; a porch or patio.

Sketch a piece of furniture on the terrace below. Any piece of furniture that could be found on a terrace should be considered correct.



**Challenge:** After watching the virtual tour, use what you know about Frank Lloyd Wright and Prairie style architecture to sketch your own Wright-inspired home on a separate sheet of paper.

Choose at least 3 of the following Prairie-style design features to include in your home:

Art Glass • Cantilever • Eaves • Horizontal Lines  
Natural Colors • Natural Light • Open Plan • Plants  
Ribbon Windows • Roman Brick • Terrace